

G255M 25KVA Military Generator



G25MC 25KVA Military Generator

Generators are the systems which turn mechanical energy into electric energy and they provide continuous power requirements and energy needs of Turkish Armed Forces and law enforcement forces during battle with high efficiency at NATO standards. Generators are grouped according to their dimensions and types. Nero Industry can design, test and produce special sized generators between 2 KW and 1000 KW conforming to NATO Military standards. It produces super silent generators with 65 db sound level at 7 meters. Dual type generators which backup each other and also communicate, are other equipment of generator family. It creates solutions for the requirements of law enforcement forces as mobile and stable.

Thanks to its R&D studies, Nero Industry has turned military generators into smart systems by designing IP67 control unit with electronical card which presents all errors and information to the user on digital screen and turns the system into a completely smart one; instead of the electronical boards on military generators which are produced completely by manual labour that both occupy volumetrically great place and also include components quite prone to fire and short circuit. On this control unit, the user can easily reach the information such as thermology, fuel level, pressure status, AC current, battery state of tension on digital screen.

Besides, these have 2 different starting options on digital screen as automatic starter and manual starter. In case smart generators break down in the field, control unit could be changed very quickly and the fault condition can be overcome within only 2 minutes at user level. Besides, these control units present last 500 movements to the user by USB input by LOGGING feature. Smart military generators are military products which have successfully passed high temperature, low temperature, high humidity, shock-vibration and EMI/EMC tests as per MIL STD 810H, MIL STD 461F and MIL STD 1275E standards. In Turkish Armed Forces inventory more than 200 Military Generators successfully perform their duty actively at military vehicles, command shelters, rocket launchers, radar systems, mobile stations.

GENERAL SPECIFICATIONS

Output Voltage	220 VAC
Continuous Power	22,5 KVA
Output Power	28 KVA
Maximum Ampere	16 A
Operating Temperature	-32°C - +55°C
Storage Temperature	-40°C - +60°C
Integrated Cooling System	Water Cooled
Sound Level	64 dB @ 7m
Maximum Operating Elevation	3000 m
Protection Level	IP23
System Weight	1000 Kg ±5
Connection Type	RS422 - TCP
Generator Fuel Consumption	8,6 L/S
DIMENSIONS (Main Engine Unit) (LengthxWidthxHeight)	2001mm×600mm×1107mm ±5

ENGINE SPECIFICATIONS

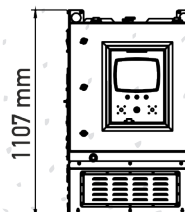
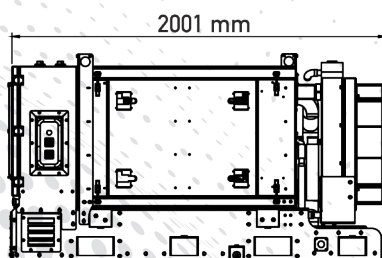
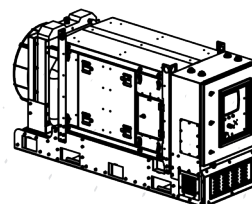
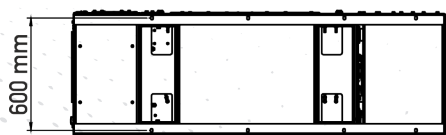
Engine	Kubota
Engine Type	Water Cooled Vertical Diesel
Intake System	Natural Intake
Cooling	Liquid Cooling
Output Power	33 kW
Maximum Speed (rpm)	3000 rpm
Starting	Electrical Starter

ENVIRONMENTAL TESTS

Low Pressure (Operational)	Min. 3000 m
Solar Radiation	MIL-STD-810G, Method 505.5, Prosedüre I, Kategori A2
Low Temperature (Operational)	MIL-STD-810G, Method 501.5, Procedure II, 49°C+ Solar Radiation
High Temperature (Storage)	MIL-STD-810G, Method 501.5, Procedure I, 60°C
Low Temperature (Operational)	MIL-STD-810G, Method 502.5, Procedure II, -20°C
Low Temperature (Storage)	MIL-STD-810G, Method 502.5, Procedure I, -40 °C
Humidity	MIL-STD-810G, Method 507.5, Procedure II, Figüre 507.5-7
Rain	MIL-STD-810G, Method 506.5, Procedure II
Vibration	To MIL-STD-810G, Method 514.6, Procedure I, Category 4, Table 514.6 C-VI, Figure 514.6 C-3 (3 axes)
Shock	MIL-STD810G, Method 516.6, Procedure I, Functional shock, 20 g 11 ms, Table 516.6-II, Sawtooth 3 axis.
Dust and Sand	MIL-STD-810G, Method 510.5, Procedure I, Procedure II

EMI/RFI SPECIFICATIONS

MIL-STD-461E/F Standard	CE102, RE102, CS101, CS114, CS115, CS116, RS103 Procedures
-------------------------	--




A2304 GENERATOR CONTROL BOX



- It is positioned on the generator so that user can easily interfere in case of maintenance.
- It shows existing error and health status of the generator.
- It has 95% BIT capability.
- It is designed as per IP67 Standards. It also provides the opportunity to reach last 500 detailed log thanks to diagnostic.
- It enables to operate in 9-36 volts range.
- The signals transferred only with connectors, there is no need for panel.
- It is conformant to MIL-STD-810G and MIL-STD-461E/F standards.

Dimensions (Widthxlengthxheight)	140x213x160 ±5 mm	Weight	3,1 kg ±0.1	Communication Protocol	CANBUS J1939 - RS485 - RS422
----------------------------------	-------------------	--------	-------------	------------------------	------------------------------



17	DIAGNOSTIC
18	AC CURRENT
19	AC VOLTAGE
20	FREQUENCY
21	5 SECON TO BIT
22	HOUR COUNTER
23	VOLTAGE
24	FUEL LEVEL
25	PRESSURE
26	TEMPRATURE

1	BLACKOUT MODE	9	HIGH CURRENT LED
2	LOW VOLTAGE LED	10	FREQUENCY ERROR LED
3	HIGH TEMPRATURE LED	11	AUTOMATIC START
4	LOW PRESSURE LED	12	MANUEL START
5	WATER ALERT LED	13	GLOWING
6	SINGLE PHASE LED	14	START
7	THREE PHASE LED	15	FUEL PUMP
8	VOLTAGE ERROR LED	16	EMERGENCY STOP