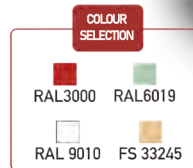












# EMERGENCY SWITCH

The emergency switch provides manual access to the fire extinguishers in the system from outside the vehicle. Provides the ability to activate fire extinguishers located in the crew, tyre, body, engine and other compartments protected by the system.

The manual activation switch works independently from the main controller. The emergency switch is directly connected to the battery to provide instant operation when needed.



## TECHNICAL SPECIFICATIONS

 Giving a warning signal	 Dimensions GXDXU:77,8x77.8x75 mm (±5 mm)
 Activation of up to 3 tubes	 IP67 water and dust ingress protection
 MTBF: 150,000 hour	 Salt fog test resistance 800 hours
 Operating voltage: 16-32 VDC	 MIL-STD-810H ,MIL-STD-461G, MIL-STD-1275E certifications
 Operating temperature: -40°C +71 °C	 UL, CE GOST-R standards